



Illustrative Mathematics Aligned Interim Assessments

Implementation Guide



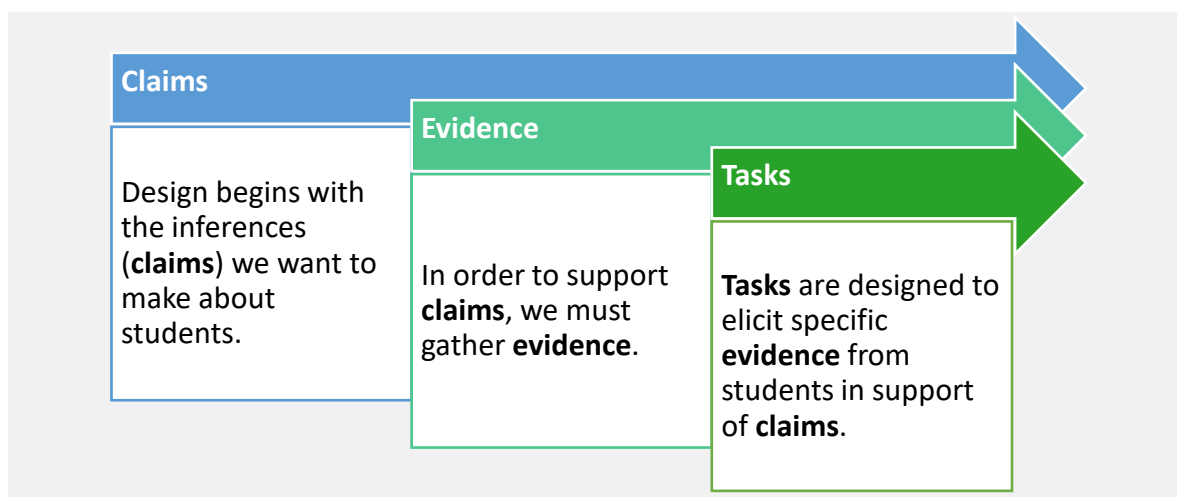
OVERVIEW

CenterPoint's interim assessments are certified by Illustrative Mathematics® (IM) to be aligned to IM Math™ which received the highest ratings by EdReports. The assessments have been thoroughly reviewed by the Illustrative Mathematics® authors and are the only ones to have been certified by the organization.

The CenterPoint interim assessments certified by Illustrative Mathematics® help teachers understand the breadth of students' skills and understandings in mathematics content and mathematics practices that are typically measured on state summative assessments. The assessments are aligned to the scope and sequence of the Illustrative Mathematics curriculum. Students answer a variety of questions, including selected response, multiple selected response, fill in the blank, technology-enhanced items, and constructed response items and engage in tasks that are both scaffolded and un-scaffolded. These assessments provide educators with meaningful data that tie specifically to the curriculum and can directly inform instructional decisions.

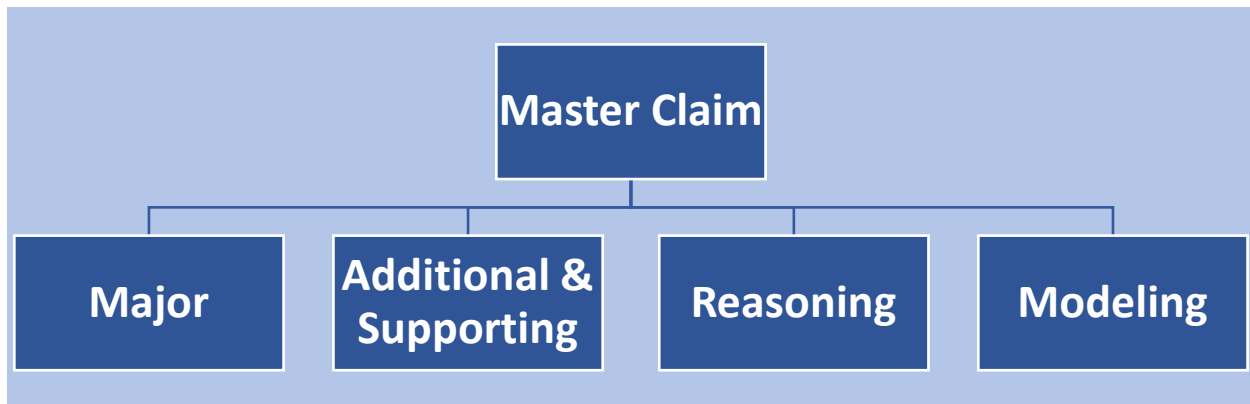
Evidence Centered Design

CenterPoint's interim assessments provide educators with the information needed to monitor student performances in Mathematics, so that teachers can identify students who need additional intervention or enrichment opportunities. Using evidence centered design helps to ensure the interims provide quality data that can be used to make informed decisions. The design of the interim assessments begins with inferences, or **claims** we want to make about student proficiency. To support those claims, we must gather **evidence** from **tasks** that are designed to elicit specific evidence in support of the claims.



IM Interim Assessment Claims

The IM Interim Assessments were designed to provide information about a master claim and four sub-claims as shown in the diagram and defined below.



Master Claim

On-track or ready for college and careers.

Major Content

Students solve problems involving the major content for the grade/course with connections to the Standards for Mathematical Practice.

Additional and Supporting Content

Students solve problems involving the additional and supporting content for the grade/course with connections to the Standards for Mathematical Practice.

Mathematical Reasoning

Students express grade/course level appropriate mathematical reasoning by constructing viable arguments, critiquing the reasoning of others, and/or attending to precision when making mathematical statements.

Mathematical Modeling

Students solve real-world problems with a degree of difficulty appropriate to the grade/course by applying knowledge and skills articulated for the current grade/course, engaging particularly in the Modeling practice, and where helpful making sense of problems and persevering to solve them, reasoning abstractly and quantitatively, using appropriate tools strategically, looking for and making sense of structure, and/or looking for and expressing regularity in repeated reasoning.

Evidence and Tasks

Each question or task on the interims was designed so that students could demonstrate evidence of learning to support the claims. To this end, CenterPoint worked closely with the Illustrative Mathematics team to ensure the questions were tightly aligned to the standards and curriculum. Additionally, CenterPoint utilizes item types that provide the best way for students to show the evidence of learning that is desired. Below is a list of some of the item types utilized on the interims.

Machine Scorable Item Types

- Selected Response
- Drag and Drop
- In-line Selection (Drop-down menu)
- Numeric Response

- Expression/Equation Response

Human Scored Item Type

- Constructed Response

Universal Design

In addition to designing assessments within the framework of evidence-centered design, CenterPoint applies principles of universal design to increase the accessibility, and therefore fairness, of each assessment for all students. Universal design is essential to valid measurement practices. If assessment questions are not accessible or fair for every student, then the evidence collected will not provide meaningful information about students' knowledge and/or abilities.

The K-2 interim assessments were designed with the developmental needs of young students at the forefront. Because students may not yet be fluent readers, all items on the kindergarten and grade 1 assessments were recorded so that students may have the questions, when appropriate, read aloud. This design allows students to demonstrate their mathematical abilities without their reading abilities being a factor. Refer to Implementation Guidance for more information.

Interim Assessment Specifications

College- and career-ready standards in Mathematics are designed to describe the knowledge, skills, and understandings essential to post-secondary success. This includes an emphasis on major content, supporting content, and additional content in each grade as well as the mathematical practices.

The interim assessments are designed to measure students' conceptual understandings and skills as defined in the standards and curriculum. The mathematical practices also come into play as students solve problems in the constructed-response items that focus on students' abilities to model and reason with mathematics.

Number of Questions and Versions

Each interim contains 10-16 questions that vary in complexity levels. The content assessed in Interims A, B, and C is unique.

- Interim A: assesses content that appears approximately in the first third of the Illustrative Mathematics curriculum.
- Interim B: assesses content that appears approximately in the second third of the Illustrative Mathematics curriculum.
- Interim C: assesses content that appears approximately in the final third of the Illustrative Mathematics curriculum.

There are two versions of each interim, with the exception of Kindergarten Interim A, which has one version. **Version 1** contains machine-scored items assessing conceptual understanding and skills. There is also 1 constructed-response item that focuses on mathematical modeling and 1 constructed-response item that focuses on mathematical reasoning. **Version 2** is identical to version 1; however, version 2 does not contain constructed-response items. This version was designed to allow educators the flexibility of assessing the standards without including human-scored questions. Please see the Blueprints to view the standards assessed within each interim and grade.

Note: In Kindergarten, Interim A does not include constructed-response items.

Scoring Guidance

The questions on the interim assessments are like those on summative assessments to provide students with an indication of their progress throughout the year and a better understanding of what to expect on end-of-year assessments.

Raw score data and questions showing actual student responses can be used by educators to determine patterns of student performance and to diagnose students' strengths and areas of need. Data may also illuminate areas within the curriculum and instruction that require tweaks and tune-ups.

Of note: CenterPoint's interim assessments are designed to show students' progress toward meeting end-of-year expectations. Be cautious when reviewing student data at the standards level so as not to jump to immediate conclusions since most standards are assessed with a minimal number of questions. Similarly, the sub-claim data provides a better picture of student proficiency when looking at all the data points from the three assessments completed within the year. This design was intentional to keep testing time to a minimum, ensure assessment coverage of the full curriculum, and provide a high-level view of progress towards meeting end-of-year expectations.

Scoring Student Responses

There are two constructed-response questions on each interim assessment. Each constructed-response question is aligned to a mathematical practice standard and a content standard. These questions are designed to be human scored using the scoring rubrics that accompany each question. The rubrics should be accessed within the online platform to score each student response. Teachers within schools and districts should work together to ensure student responses are being scored consistently. A sample rubric is shown.

Sample Constructed-Response Rubric

3 Points:

Student response includes the following:

- Modeling: complete and correct work or explanation for determining the amount of each type of filling used yesterday
- Modeling: complete statement or explanation for finding the difference in the amounts of filling used yesterday
- Computation: correct answer, $14\frac{2}{3}$ cups

Note: Students should receive the second modeling point if they identify they need to find the difference in the amounts of each type of filling but (a) use incorrect quantities from the first modeling part or (b) compute an incorrect difference.

Sample Student Response:

$$\text{Al Pastor filling: } 96 \times \frac{3}{8} \times = \frac{288}{8} \text{ cups}$$

$$\text{Asada filling: } 64 \times \frac{1}{3} = \frac{64}{3} \text{ cups}$$

$$\frac{288}{8} = 36$$

$$\frac{64}{3} = 21\frac{1}{3}$$

$$36 - 21\frac{1}{3} = \frac{44}{3} \text{ or } 14\frac{2}{3}$$

Aaron used $14\frac{2}{3}$ cups more Al Pastor filling than Asada filling to make tacos yesterday.

2 Points:

2 elements correct.

1 Point:

1 element correct.

0 Points:

Incorrect or irrelevant response.

Implementation Guidance

The IM Interim assessments have been designed to maximize instructional time and minimize testing time. After administering an assessment, educators will receive immediate feedback from the computer-scored items and will have the opportunity to hand-score the constructed-response items using the scoring rubrics to help ensure scoring consistency. This information can then be analyzed to inform curriculum and instructional decisions.

Alignment to the IM Curriculum Scope and Sequence

Each interim assesses approximately one third of the grade/course curriculum. See the Blueprint documents for more detailed information about the units and standards assessed on each interim.

Scheduling Testing Windows

To begin, review your local instructional calendar. Consider the first and last instructional days, time spent on curriculum units, school holidays, other assessment windows, and the time teachers need to analyze the data and plan for instruction. Each assessment is designed to be completed in one class period and should take between 45 minutes and one hour.

Sample Testing Window

First Day of Instruction	Interim A	Interim B	Interim C
September 1	October 18-22	December 13-17	April 4-8

Grade/Course Level Interim Information

Grade K

- Three interims: A, B, C – aligned to grade level standards, with 10 items each
 - Interim A consists of:
 - 10 machine-scored items
 - Interims B and C each consist of:
 - 8 machine-scored items
 - 1 hand-scored item focused on reasoning and aligned to the unit content
 - 1 hand-scored item focused on modeling and aligned to the unit content

Grade 1

- Three interims: A, B, C – aligned to grade level standards, with 12 items each
- Each interim consists of:
 - 10 machine-scored items
 - 1 hand-scored item focused on reasoning and aligned to the unit content
 - 1 hand-scored item focused on modeling and aligned to the unit content

Grades (2-5)

- Three interims: A, B, C – aligned to grade level standards, with 15 items each
- Each interim consists of:
 - 13 machine-scored items
 - 1 hand-scored item focused on reasoning and aligned to the unit content
 - 1 hand-scored item focused on modeling and aligned to the unit content

Grades (6-8)

- Three interims: A, B, C – aligned to grade level standards, with 16 items each
- Each interim consists of:
 - 14 machine-scored items
 - 1 hand-scored item focused on reasoning and aligned to the unit content
 - 1 hand-scored item focused on modeling and aligned to the unit content

High School Courses

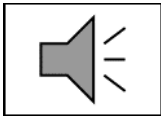
- Three interims: A, B, C – aligned to grade level standards, with 12 items each
- Each interim consists of:
 - 10 machine-scored items
 - 1 hand-scored item focused on reasoning and aligned to the unit content
 - 1 hand-scored item focused on modeling and aligned to the unit content

Additional Implementation Guidance for Grades K-1

Read Aloud and Audio Forms

For non-reading students, the assessments may be read to them by their teacher or teacher's aide. Another option is to utilize the audio button feature built into the audio versions of the interim assessments for kindergarten and grade 1. Each question on these assessments contains a speaker icon, shown below, to indicate text that can be read aloud.

Figure 1. Speaker Button



Selecting the button once will begin playback. Selecting the button again during playback will stop the audio. If the audio is stopped, it will replay from the beginning if it is restarted. Students may listen to the audio as many times as they would like.

Audio forms were created as an accessibility support (i.e., digital read aloud) and are not intended to replace other forms of assistive technology (e.g., screen reader, text-to-speech, human signer) as documented in a student's IEP or 504 plan. Note that the audio button is slightly different than text to speech as the audio buttons do not describe images nor numerals

presented in answer choices. For students needing text to speech, work with your test coordinator to ensure that feature is enabled on the delivery platform.

Grades K-1 Materials

For each assessment in kindergarten and grade 1, teachers may give students access to the following materials:

- pattern blocks or geoblocks (Kindergarten)
- 5-frames (Kindergarten)
- 10-frames
- double 10-frames (Grade 1)
- number mats
- connecting cubes in towers of 10 and singles
- two-color counters

Additional Flexible Options in Grades K-1

On constructed-response items, students in Kindergarten and grade 1 may choose to show their thinking and/or provide their response on a piece of paper or on the table. They may show their thinking using drawings, numbers, words, or objects. Students may also ask for the teacher's attention (i.e., call the teacher over) to review and evaluate their work for scoring purposes.

As needed, teachers may choose to administer each interim assessment in more than one sitting, in particular, for students in kindergarten and grade 1.

Practice Test

Teachers may choose to guide their students through an online assessment tutorial, a set of practice items to allow students in younger grades to become familiar with navigating an online assessment and how to respond to a variety of item types. Talk with your test coordinator about accessing the Kindergarten and Grade 1 Practice Tests.

INSTRUCTIONAL NEXT STEPS

The interim assessments aligned to the IM curriculum are meant to provide information about student progress towards end-of-year expectations and to identify areas of strength and improvement regarding how well students can solve problems in mathematics aligned to the IM curriculum and college- and career-ready standards. Additionally, the questions on the interim assessments are like those on state summative assessments; thus, providing an indication of student progress throughout the year and a better understanding of what to expect on end-of-year assessments.

The score reports from the interims provide data that can be used to deepen educators' understanding of their students' learning progress toward college and career readiness and to determine patterns of student performance to diagnose students' strengths and areas of need.

INTERIM EXPECTATIONS

In **mathematics**, students meet expectations when they can:

- solve problems involving the Major Content of the grade/course with connections to the Standards for Mathematical Practice;
- solve problems involving the Additional and Supporting Content of the grade/course with connections to the Standards for Mathematical Practice;
- express grade/course-level appropriate mathematical reasoning by constructing viable arguments, critiquing the reasoning of others, and/or attending to precision when making mathematical statements;
- solve real-world problems with a degree of difficulty appropriate to the grade/course by applying knowledge and skills articulated in the standards for the current grade/course, engaging particularly in the Modeling practice, and where helpful making sense of problems and persevering to solve them (Mathematical Practice 1), reasoning abstractly and quantitatively (MP.2), using appropriate tools strategically (MP.5), looking for and making use of structure (MP.7), and/or looking for and expressing regularity in repeated reasoning (MP.8).

When considering a student's score on the interim assessments, consider the achievement levels in the table. As an example, a student that scores 70% is likely meeting expectations.

Does Not Meet	Approaching	Meets	Exceeds
Below 30%	(30 – 55)%	(56 – 75)%	Above 75%

Of note: CenterPoint's interim assessments are designed to show students' progress toward meeting end-of-year expectations. Be cautious when reviewing student data at the standards level so as not to jump to immediate conclusions since most standards are assessed with a minimal number of questions. This design was intentional to keep testing time to a minimum, ensure assessment coverage of the full curriculum, and provide a high-level view of progress towards meeting end-of-year expectations. Also, the sub-claim data provides a more complete picture of student proficiency when looking at all the data points from the three assessments completed within the year.

STRATEGIES FOR SUPPORTING STUDENTS IN MATHEMATICS

When students have not yet earned scores that indicate on-track performances, the following instructional supports may be provided:



- Use the applicable Illustrative Mathematics Additional Resources within each unit of the curriculum to support students.
- Consider how the curriculum allows for embedding additional supports within upcoming lessons, thereby allowing for supports to be provided as part of daily core general instruction. Work with school leaders to think creatively about structures that allow additional time for students to strengthen their math skills and understandings, especially for those needing intensive support.
- Have students describe their thinking as they solve math problems. This can be done using questions from the interim, IM curriculum, released items from state summative assessments, or other open resources that are well-known for producing quality content. A list of resources at the end of this document may be of help. Since students may be unfamiliar with how to think aloud, teachers will likely want to model the process with a sample question. The act of listening to students as they think aloud is a great means to helping teachers and students uncover conceptual misunderstandings and provide insight into the nature of erroneous thinking.
- Review student’s scratch paper from the interims to investigate misunderstandings and errors.
- Teachers in a professional learning community (whether formal or informal) may find it helpful to share ideas on how to support students who are struggling with mathematics at a given grade level.
- Model multiple techniques and approaches to demonstrate different pathways to solving problems.
- Use mathematics manipulatives to help students conceptualize abstract concepts.
- Have students work with others to solve problems.
- Create scaffolded problem sets to chunk learning.
- Create centers targeted to support areas of need.
- Use easier numbers in problem sets to uncover conceptual misunderstandings.
- Share sample math questions with resource teachers and those who teach content other than mathematics, but whose content areas apply mathematics (e.g., science, computer science, technology education, etc.), and share how they can support students who require additional instruction and practice for identified skill gaps.

MATH RESOURCES FOR STUDENTS NEEDING SUPPORT

First and foremost, make sure to utilize the resources that come with the curriculum when considering how to provide support for students. After exhausting the curriculum resources, the list below may be of help.

- [Illustrative Mathematics](#): free access to their library of mathematics curriculum, instructional tasks, and resources including math resources for families.
- [Student Achievement Partners](#): high-quality open-source classroom resources, including math lessons and assessments.
- [Kahn Academy](#): free standards-aligned lessons and practice in Math, Science & Engineering, Arts & Humanities, and the SAT.
- [Citizen Math](#): search by standard or math topic to find math tasks related to real-world challenges. The Citizen Math mission is to make the world a better place by inspiring young people to develop the problem-solving skills they will need to analyze, discuss, and solve the important issues faced by society.

